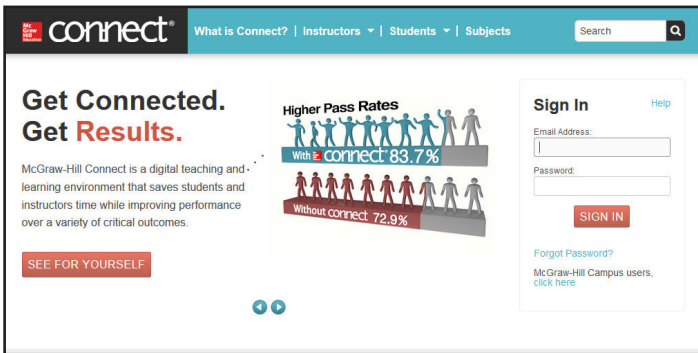




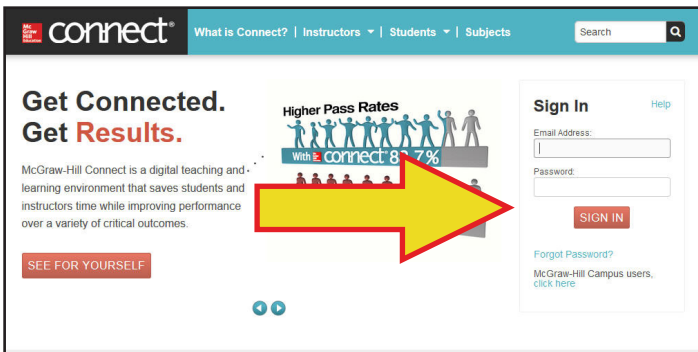
# connect®

## How to access your Instructor Resources (PPTs, Test Banks, etc.) in Connect

**Step 1:** Go to [connect.mheducation.com](http://connect.mheducation.com)



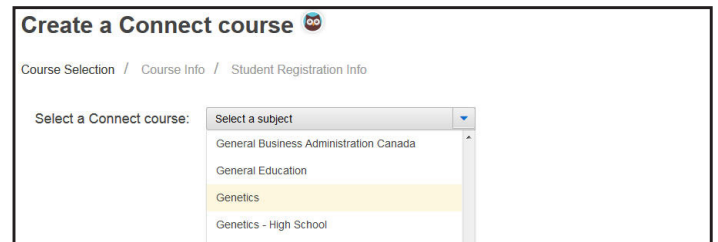
**Step 2:** Log in (to the right). If you don't have a username/password, contact your McGraw-Hill Education Learning Technology Representative: [catalogs.mhhe.com/mhhe/findRep.do](http://catalogs.mhhe.com/mhhe/findRep.do)



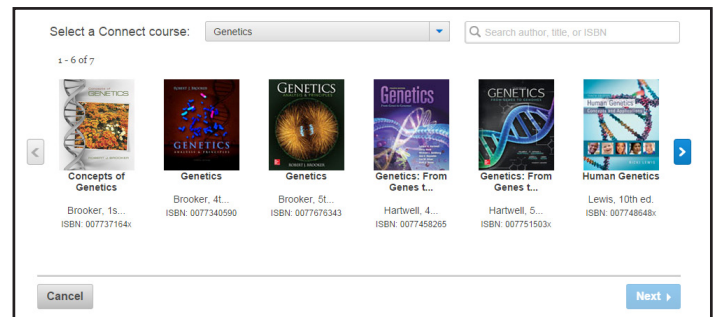
**Step 3:** Click the blue "Add Course" button at the top right.



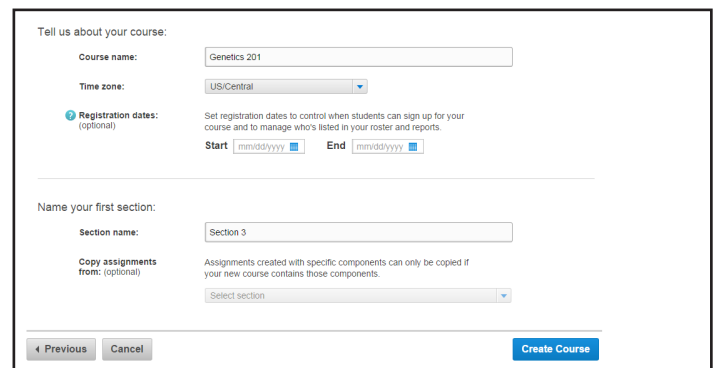
**Step 4:** Using the dropdown arrow, scroll to locate your course and click the course name.



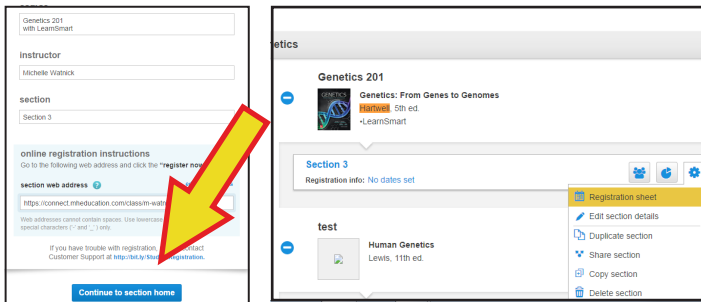
**Step 5:** Locate your textbook. They are listed alphabetically. Use the blue arrow to the right to scroll through the list. Click the book cover to select your title and click the blue "Next" button in the lower right corner.



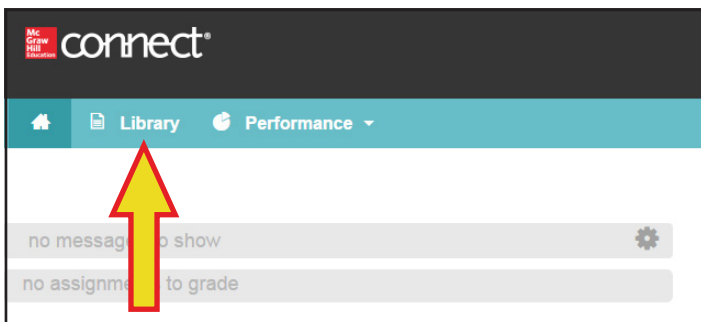
**Step 6:** Name your course and section by filling in the two blanks. Click the blue "Create Course" button in the lower right corner.



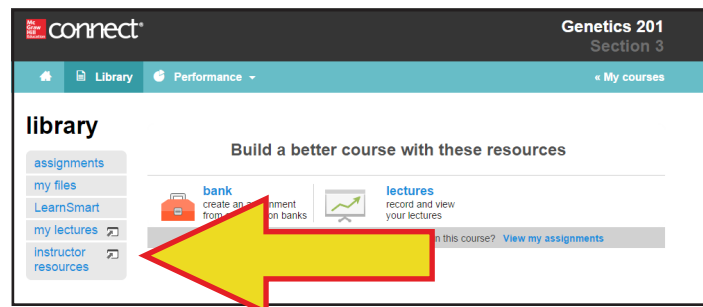
**Step 7:** The next screen will display the Student Registration Information you will share with students to access your course. This information is available to you at any time from the “my courses” page (see screenshot on the right below). To continue, click the blue “Continue to section home” button at the bottom of the page.



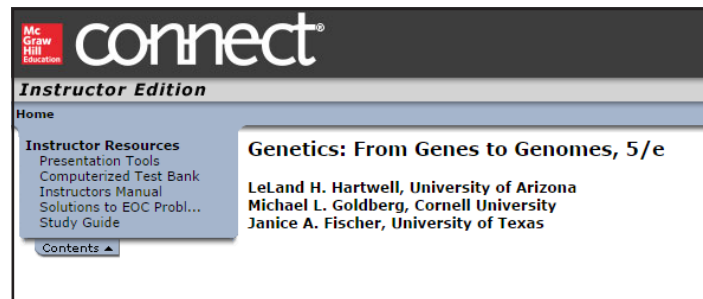
**Step 8:** Once you are in your course, click the “Library” tab in the blue navigation bar at the top.



**Step 9:** Once you are in the Library Tab, click “Instructor Resources” in the left navigation bar.



**Step 10:** This will take you to all the instructor resources you need to manage your course.



Want to try Connect for free? Talk to your McGraw-Hill Education Learning Technology Representative about using our “Courtesy Access” for a two-week free trial for you and your students.



New to Connect? Want to learn more? Visit our Connect Success Academy at [connectsuccessacademy.com](http://connectsuccessacademy.com) or sign up for a webinar at [webinars.mhhe.com](http://webinars.mhhe.com)

## LEARNSMART®

Want to learn more about our adaptive learning tools PROVEN to improve student grades by one full letter? Visit [learnsmartadvantage.com](http://learnsmartadvantage.com)

## SMARTBOOK®

Hear what students are saying about SmartBook—the most widely used and intelligent adaptive learning resource available today. Visit [bit.ly/gswsmartbook](http://bit.ly/gswsmartbook)